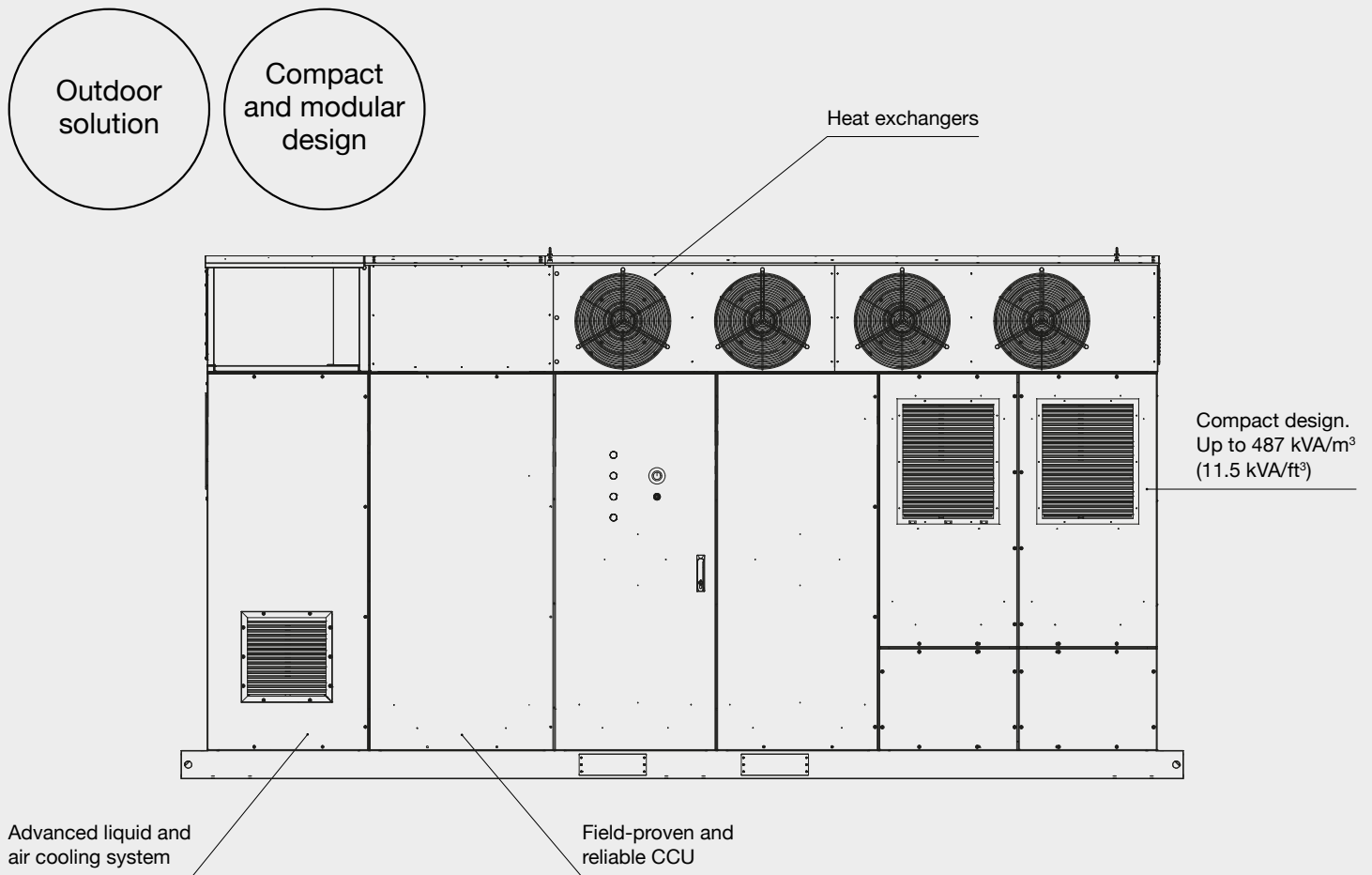






# Gamesa Electric PV 3X series PV Inverters

Maximum energy and versatility  
for utility-scale projects



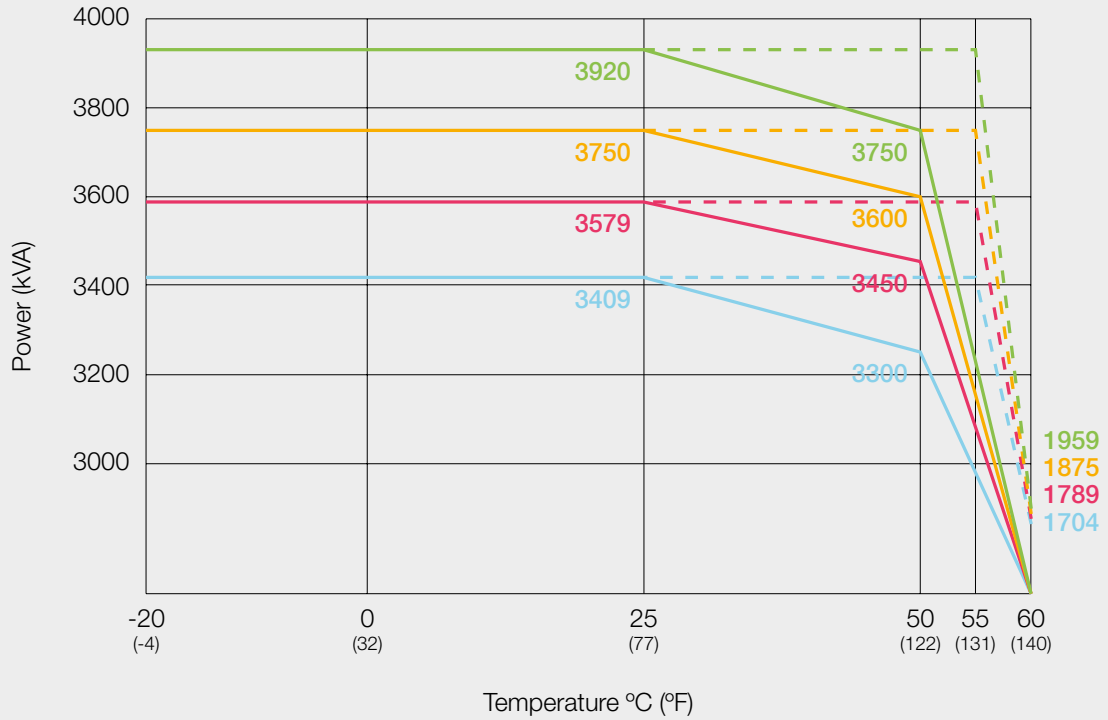


# Gamesa Electric PV 3X series High-power PV Inverter family

 <p><b>Better LCoE</b></p>	<p>Compact design which allows 2-inverter solution of up to 7800 kVA in a standard 40 ft skid, achieving overall cost reduction by using less PV station units per project</p>	<p>Design with best-in-class component that guarantees less probability of failure and therefore less operation cost (materials and workforce)</p>	<p>Market leading inverter efficiency of 99.52%</p>
 <p><b>Reliability</b></p>	<p>Smart liquid/air cooling system that allows critical components to work at temperature level far below the limit, guaranteeing product life span</p>	<p>Tier I suppliers for critical components (power semiconductors, capacitors, inductances and control cards) with best-in-class MTBF values</p>	<p>“Easy to support” concept, with heavy components in removable trays, reducing maintenance and repair time (MTTR)</p>
 <p><b>Grid compliance</b></p>	<p>An extensive list of grid-codes compliance, including the most demanding ones, such as Germany, Mexico, Jordan, South Africa and more</p>	<p>Full operating range reactive power supply for both day and night operation through the so-called Statcom mode</p>	<p>Non-characteristic harmonics cancellation over distorted and unbalanced grids (weak grids)</p>
 <p><b>Higher yield</b></p>	<p>High DC/AC ratio (up to 200%) to be prepared for bifacial modules, achieving higher production values</p>	<p>Enhanced MPPT algorithm that provides outstanding MPPT efficiency values at static and dynamic states</p>	<p>More yield even in challenging sites: operating up to 55°C (up to 3.6% more energy production) and 2000 m (6561 ft) without derating</p>

Up to  
3900 kVA  
at 1500 V

- PV 3900 STD
- PV 3600 STD
- - - PV 3900 HTD
- - - PV 3600 HTD
- PV 3750 STD
- PV 3400 STD
- - - PV 3750 HTD
- - - PV 3400 HTD



Different product configurations available to optimize performance in demanding environments (HTD version), IEC and UL certifications as well as different voltage levels to fit customers' needs.





The Gamesa Electric PV 3X series inverters combine high power with maximum versatility for PV plants LCoE reduction.

	PV 3400 <sup>(1)</sup>	PV 3600 <sup>(1)</sup>	PV 3750 <sup>(1)</sup>	PV 3900 <sup>(1)</sup>
<b>DC Input</b>				
Ratio DC/AC	160% (up to 200% upon request)			
Max. DC Current @25°C [77°F]	2 x 2100 A			
Max. DC Current @50°C [122°F] (STD/HTD)	2 x 1990 A / 2 x 2100 A			
Max. DC Current @55°C [131°F] (STD/HTD)	2 x 995 A / 2 x 2100 A			
Max. DC Current @60°C [140°F] (HTD)	2 x 1050 A			
Maximum Short-circuit Current, I <sub>sc</sub> PV	6400 A (up to 8000 A upon request)			
DC Voltage Range	835 - 1500 V	875 - 1500 V	915 - 1500 V	955 - 1500 V
DC Voltage Range MPPT	835 - 1300 V	875 - 1300 V	915 - 1300 V	955 - 1300 V
Nr of DC Ports	Max 24 fuse +/- monitored Max 36 fuse + monitored			
Fuse Dimensions	125 A to 500 A			
Max. Wire Cross Section per DC Input	2 x 400 mm <sup>2</sup> - 800 AWG			
MPPT	1			
Energy Production from	0.5% Pn approx.			
<b>AC Output</b>				
Nominal AC Power @25°C [77°F]	3409 kVA	3579 kVA	3750 kVA	3920 kVA
Nominal AC Power @50°C [122°F] (STD/HTD)	3300 kVA / 3409 kVA	3450 kVA / 3579 kVA	3600 kVA / 3750 kVA	3750 kVA / 3920 kVA
Nominal AC Power @55°C [131°F] (STD/HTD)	1650 kVA / 3409 kVA	1725 kVA / 3579 kVA	1800 kVA / 3750 kVA	1875 kVA / 3920 kVA
Nominal AC Power @60°C [140°F] (STD/HTD)	0 kVA / 1704 kVA	0 kVA / 1789 kVA	0 kVA / 1875 kVA	0 kVA / 1959 kVA
Maximum Output AC Current	3280 A			
Nominal AC Voltage	600 Vrms	630 Vrms	660 Vrms	690 Vrms
Max. Wire Cross Section per AC Output Phase	6 x 300 mm <sup>2</sup>			
AC Power Frequency	50 / 60 Hz			
THD of AC Current	< 1%			
Reactive Power Range	Any			
<b>Efficiency</b>				
Max. Efficiency	99.52%			
Euro-efficiency	99.31%			
Californian-efficiency	99.34%			
Stand-by Power Consumption	< 200 W			
<b>Protective Devices</b>				
DC Input	Fuse and motorized load disconnecter			
AC Input	Motorized circuit breaker			
Overvoltage Protections AC	Type 1 + 2 SPD			
Overvoltage Protections DC	Type 1 + 2 SPD			
<b>Communications</b>				
Control	Modbus TCP / IP (Profinet, CAN upon request)			
Monitoring	Modbus TCP / IP			
<b>Other Features</b>				
LVRT	Yes			
HVRT	Yes			
Working Ambient Temperature *	-20°C / +60°C (-4°F / +140°F). Option -40°C (-40°F)			
Relative Humidity	4% - 100% (without condensation)			
Max. Altitude (whithout derating) **	2000 m (6561ft)			
Dimensions (width x height x depth) [IEC / UL]	3508 x 2250 x 1022 mm / 165,7 x 88,5 x 40,2"			
Weight	3500 Kg (9920 lb)			
Protection	IP55 class 1 (IP65 <sup>(2)</sup> as optional), NEMA3R			
Cooling	Liquid & forced air			
<b>Main Standars</b>				
IEC 62109-1	IEC 62920	IEC 61727	Rule 21	
IEC 62109-2	EN 50530	PO12.2	Rule 14	
IEC 61000-6-2	IEC 62116	UL 1741-SA	PRC 024	
IEC 61000-6-4	IEC 61683	CSA C22.2	NEC 2017	
EN 55011	IEC 60529	UL 62109-1	IEEE 519	

<sup>(1)</sup> With different configurations: STD (standard version for IEC markets), U (UL certified) variant and HTD (High Temperature & Dust) variant

<sup>(2)</sup> For control electronics

\* With derating from 25°C / 77°F in STD version and from 55°C / 131°F in HTD version

\*\* Up to 4000 m (13123 ft) with derating, as optional



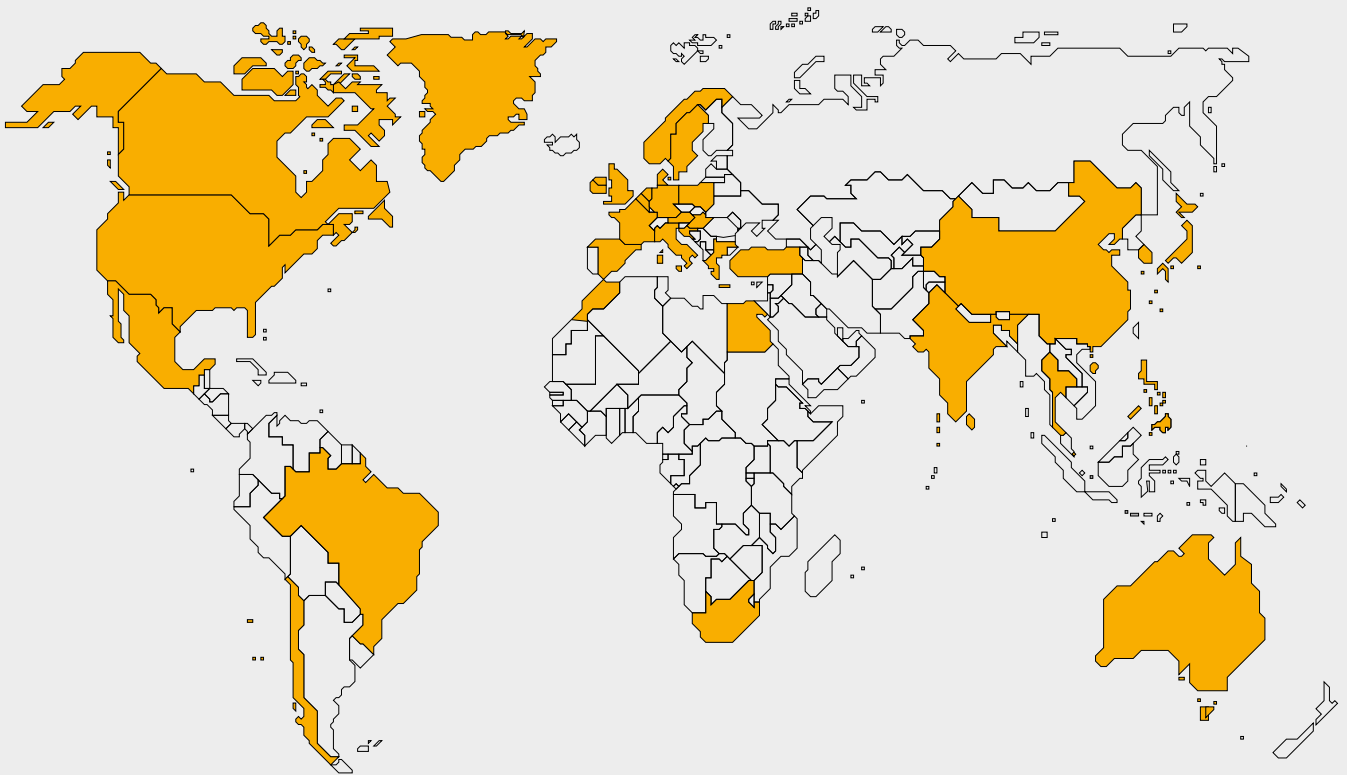
**+2.6 GW**  
SOLAR ENERGY



**+100 GW**  
WIND POWER



**+90**  
COUNTRIES



**Worldwide presence**

Australia  
Austria  
Belgium  
Brazil  
Canada

Chile  
China  
Croatia  
Denmark  
Egypt

France  
Germany  
Greece  
Hong Kong  
Hungary

India  
Ireland  
Italy  
Japan  
Korea

Mexico  
Morocco  
Netherlands  
Norway  
Philippines

Poland  
Singapore  
South Africa  
Sri Lanka  
Sweden

Thailand  
Turkey  
UK  
USA

